

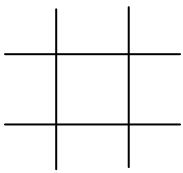
# Pig Pen Cipher

**Overview:** The Pig Pen cipher is one of the most historically popular ciphers. It was used by Freemasons a century ago and also by Confederate soldiers during the Civil War. Since it's so popular, it's not a very good choice for top-secret messages. Lots of people know how to use this one! It starts with shapes: tic-tac-toe grids and X shapes. I really like it because coded messages look like they're written in an entirely different language!


## Materials

- Pencil
- Paper

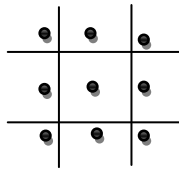
**Activity:** First, you'll need to make the encoding key for your message. You'll need these four images to start with:



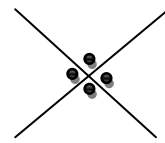
1<sup>st</sup> pig pen



2<sup>nd</sup> pig pen

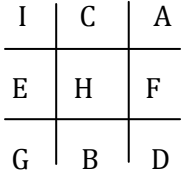


3<sup>rd</sup> pig pen

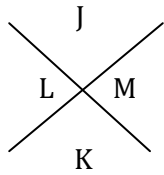


4<sup>th</sup> pig pen

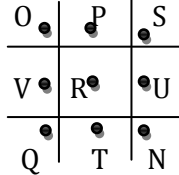
Now place one letter in each "pen" like this:



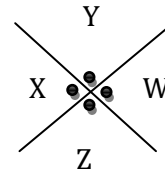
1<sup>st</sup> pig pen



2<sup>nd</sup> pig pen




3<sup>rd</sup> pig pen






4<sup>th</sup> pig pen

You can put any letters in any pen – the more random you are, the harder it is to break.

I've got a message here: "MEET AT DOCK ON FRIDAY"

For instance C is enclosed by , that would be the symbol for C

P is enclosed by , that would be the symbol for P

The symbol for Z is  while that for R will be 

Using these criteria, the cipher will be:



Make sure your friend knows the key when you give them the code!



